


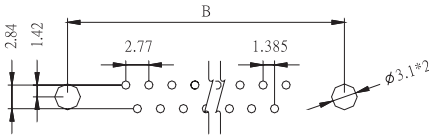
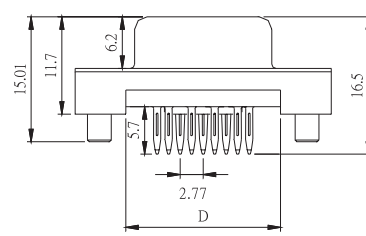
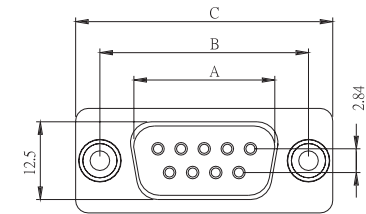
E31

D - SUB PRESS-FIT STRAIGHT

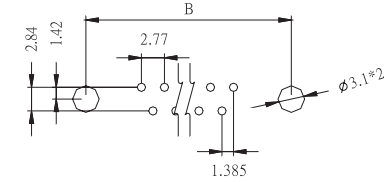
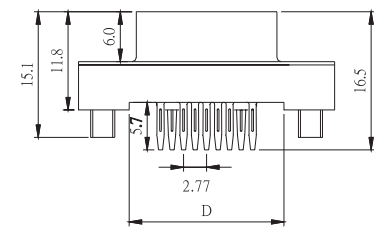
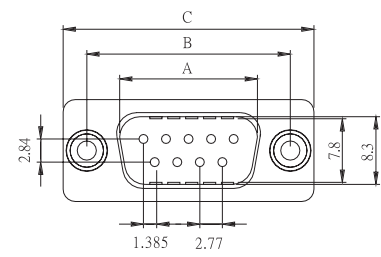


POSITION	A	B	C	D
9F	16.35	25.00	30.80	18.61
15F	24.70	33.30	39.25	27.15
25F	38.40	47.04	53.03	40.93
37F	54.80	63.50	69.50	57.40

POSITION	A	B	C	D
9M	16.92	25.00	30.80	18.61
15M	25.25	33.30	39.25	27.05
25M	38.96	47.04	53.03	40.83
37M	55.42	63.50	69.50	57.30



RECOMMENDED P.C.B. LAYOUT (FEMALE)



RECOMMENDED P.C.B. LAYOUT (MALE)

E

HOW TO ORDER: E31 - - - - - - -

1.NO. OF CONTACT	2.CONTACT TYPE	3.CONTACT PLATING	4.SHELL PLATING
09 15 25 37	M: MALE F: FEMALE	S: SELECTIVE G: GOLD FLASH A: 5u" INCH GOLD B: 10u" INCH GOLD C: 15u" INCH GOLD D: 30u" INCH GOLD	T: TIN N: NICKEL P:TIN + DIMPLE Q: NICKEL + DIMPLE
5.MOUNTING METHOD	6.ACCESSORIES	7.INSULATOR COLOR	
A: FRONT RIVET 5.8mm OPEN HEX-NUT B: REAR RIVET ROUND BOARDLOCK POST(4#40) C: REAR RIVET ROUND BOARDLOCK POST(M3) D: 4#40 THREAD RIVET ONLY E: RIVET WITH 4-CLAWS BOARDLOCK POST F: RIVET WITH 4-PRONG BOARDLOCK	A: NON ACCESSORIES B: ADD HEX-SCREWS ASSEMBLY (5.8*18.8mm + 4.7*1.5mm NUT) C: ADD HEX-SCREWS (M3 THREADED 6.3*10.3mm) D: FIX SCREWS (5.8*12.0mm) E: FIX SCREWS (M3 THREADED 6.3*10.3mm)	1. BLACK	