

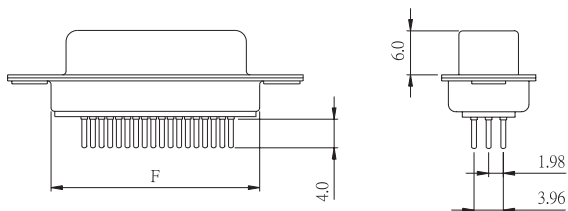
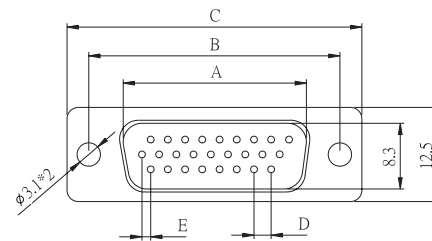
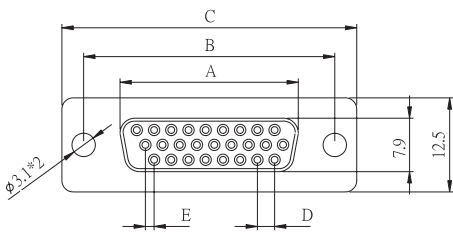
E02

HIGH DENSITY D - SUB PCB STRAIGHT

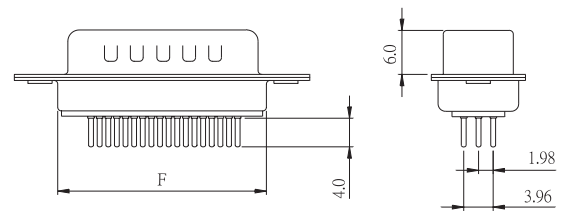


POSITION	A	B	C	D	E	F
15F	16.30	25.00	30.8	2.29	1.14	19.2
26F	24.60	33.30	39.2	2.29	1.14	27.7
44F	38.30	47.10	53.1	2.29	1.14	41.1
62F	54.80	63.50	69.4	2.41	1.20	57.3

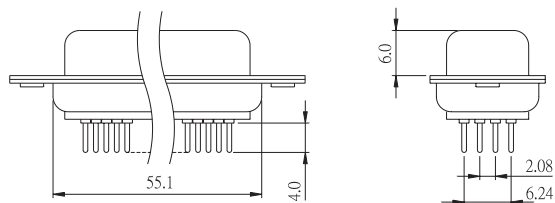
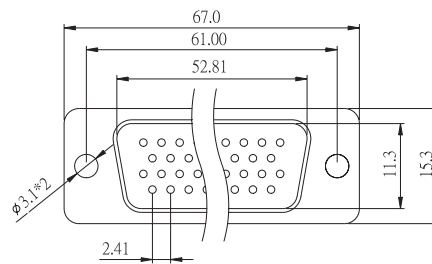
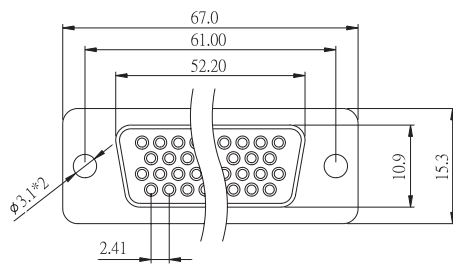
POSITION	A	B	C	D	E	F
15M	16.92	25.00	30.8	2.29	1.14	19.2
26M	25.25	33.30	39.2	2.29	1.14	27.7
44M	38.96	47.10	53.1	2.29	1.14	41.1
62M	55.42	63.50	69.4	2.41	1.20	57.3



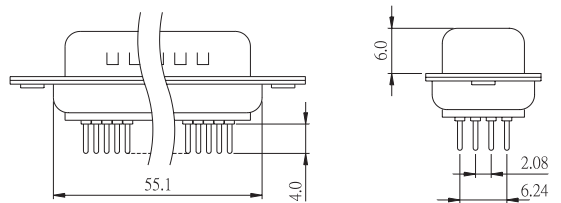
FEMALE



MALE



78 POSITION FEMALE

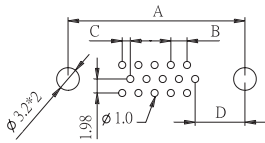


78 POSITION MALE

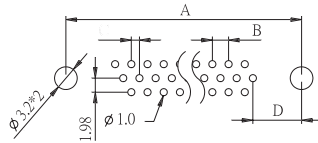
E02

HIGH DENSITY D - SUB PCB STRAIGHT

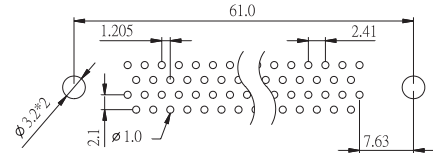
P.C.BOARD LAYOUT PATTERN



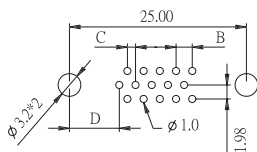
15 POSITION FEMALE



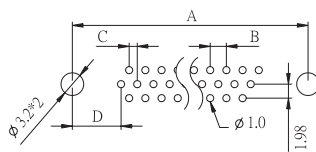
26,44,62 POSITION FEMALE



78 POSITION FEMALE / MALE



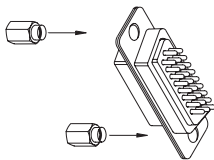
15 POSITION MALE



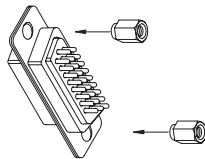
26,44,62 POSITION MALE

POSITION	A	B	C	D
15M/F	25.0	2.29	1.145	7.04
26M/F	33.3	2.29	1.145	6.88
44M/F	47.1	2.29	1.145	6.88
62M/F	63.5	2.41	1.205	7.00

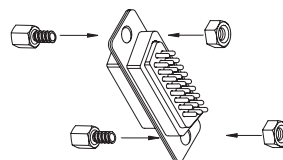
PROCESS OPTION



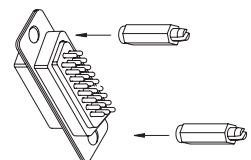
FRONT RIVET



REAR RIVET



HEX SCREW + HEX NUT



BOARDLOCK - NUT RIVET

HOW TO ORDER:

E02 - - - - - - -

1.NO. OF CONTACT	2.CONTACT TYPE	3.CONTACT PLATING	4.SHELL PLATING
15 26 44 62 78	M: MALE A: MALE (HIGH PROFILE HOUSING) C: MALE (EMI TYPE) G: MALE (HIGH PROFILE HOUSING + EMI TYPE) F : FEMALE B: FEMALE (HIGH PROFILE HOUSING) D: FEMALE (EMI TYPE) H: FEMALE (HIGH PROFILE HOUSING + EMI TYPE)	T: TIN PLATED S: SELECTIVE G: GOLD FLASH A: 5u" INCH GOLD B: 10u" INCH GOLD C: 15u" INCH GOLD D: 30u" INCH GOLD	T: TIN N: NICKEL P: TIN + DIMPLE Q: NICKEL + DIMPLE Z: ZINC (CHROMATIC)
5.MOUNTING METHOD	6.ACCESSORIES	7.INSULATOR COLOR	
A: THROUGH HOLE B: HEX SCREW + HEX NUT C: 3.8mm OPEN HEX RIVET D: 5.8mm OPEN HEX RIVET E: 4.8mm CLOSE HEX RIVET F: 5.8mm CLOSE HEX RIVET G: 5.8mm CLOSE ROUND RIVET H: 7.1mm ROUND THREAD RIVET	I: 5.8mm BOARDLOCK RIVET J: 10mm BOARDLOCK RIVET K: 2.5mm OPEN HEX RIVET	A: NON ACCESSORIES B: FRONT RIVET C: FRONT RIVET ADD SCREW D: FRONT RIVET FIX SCREW E: REAR RIVET F: REAR RIVET ADD SCREW G: REAR RIVET FIX SCREW	
		1. BLACK 2. GREY 3. BLUE 5. WHITE	