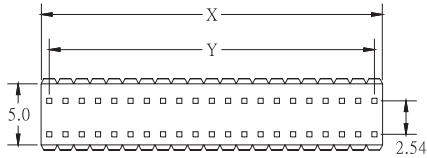


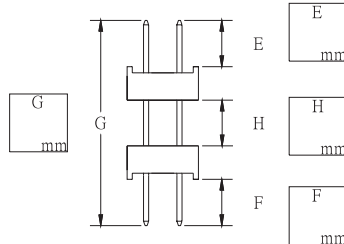
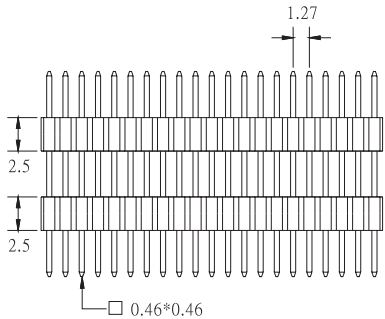
C50

PIN HEADER DUAL ROW DUAL BODY 1.27mm * 2.54mm (H : 2.5mm)

PITCH: 1.27mm



X	1.27*POSITION NO.
Y	1.27*(POSITION. NO.-1)



1. NO. OF CONTACT	2. CONTACT MATERIAL
04 TO 100	A: BRASS B: PHOSPHOR BRONZE
3. CONTACT PLATING	4. INSULATOR COLOR
T: TIN PLATED S: SELECTIVE G: GOLD FLASH A: 5u" INCH GOLD B: 10u" INCH GOLD C: 15u" INCH GOLD D: 30u" INCH GOLD	1. BLACK
5. PIN LENGTH	
E / F / G / H	

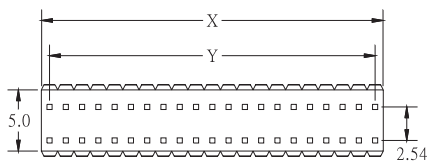
HOW TO ORDER:

C50 - - - - - E/F/G/H

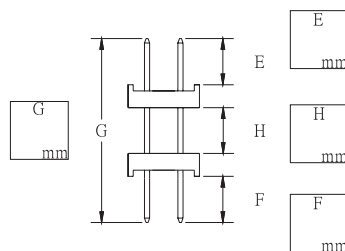
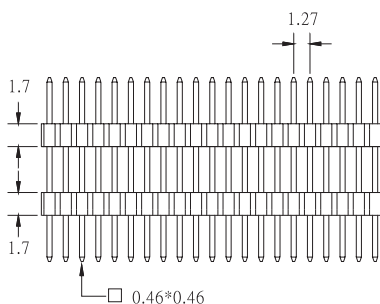
C50a

PIN HEADER DUAL ROW DUAL BODY 1.27mm * 2.54mm (H : 1.7mm)

PITCH: 1.27mm



X	1.27*POSITION NO.
Y	1.27*(POSITION. NO.-1)



1. NO. OF CONTACT	2. CONTACT MATERIAL
04 TO 100	A: BRASS B: PHOSPHOR BRONZE
3. CONTACT PLATING	4. INSULATOR COLOR
T: TIN PLATED S: SELECTIVE G: GOLD FLASH A: 5u" INCH GOLD B: 10u" INCH GOLD C: 15u" INCH GOLD D: 30u" INCH GOLD	1. BLACK
5. PIN LENGTH	
E / F / G / H	

HOW TO ORDER:

C50a - - - - - E/F/G/H

C