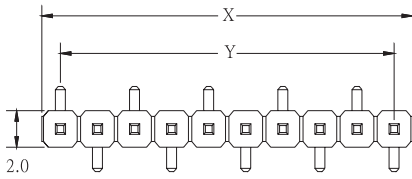


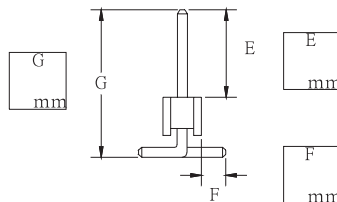
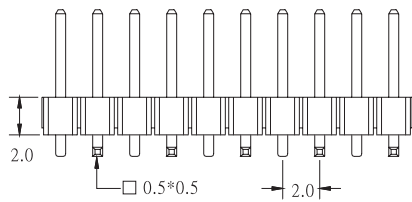
C34

PIN HEADER SINGLE ROW SMT TYPE STRAIGHT

PITCH: 2.0mm



X	2.00*POSITION NO.
Y	2.00*(POSITION. NO.-1)



1. NO. OF CONTACT	2. CONTACT MATERIAL
02 TO 40	A: BRASS B: PHOSPHOR BRONZE
3. CONTACT PLATING	4. INSULATOR COLOR
T: TIN PLATED S: SELECTIVE G: GOLD FLASH A: 5u" INCH GOLD B: 10u" INCH GOLD C: 15u" INCH GOLD D: 30u" INCH GOLD	1. BLACK
5. PIN LENGTH	
E / F / G	

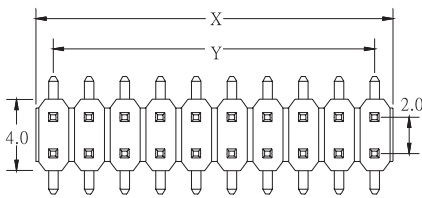
HOW TO ORDER:

C34 - - - - / E / F / G

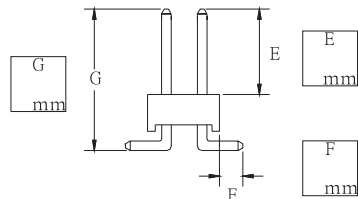
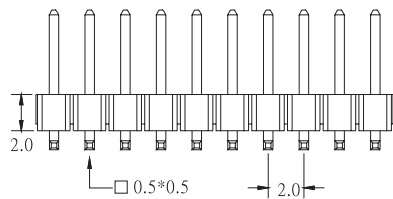
C35

PIN HEADER DUAL ROW SMT TYPE STRAIGHT

PITCH: 2.0mm



X	2.00*POSITION NO.
Y	2.00*(POSITION. NO.-1)



1. NO. OF CONTACT	2. CONTACT MATERIAL
04 TO 80	A: BRASS B: PHOSPHOR BRONZE
3. CONTACT PLATING	4. INSULATOR COLOR
T: TIN PLATED S: SELECTIVE G: GOLD FLASH A: 5u" INCH GOLD B: 10u" INCH GOLD C: 15u" INCH GOLD D: 30u" INCH GOLD	1. BLACK
5. PIN LENGTH	
E / F / G	

HOW TO ORDER:

C35 - - - - - / E / F / G