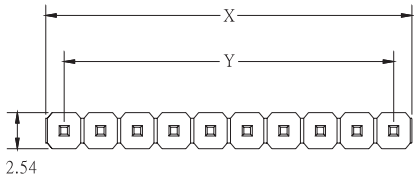
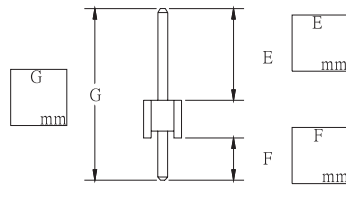
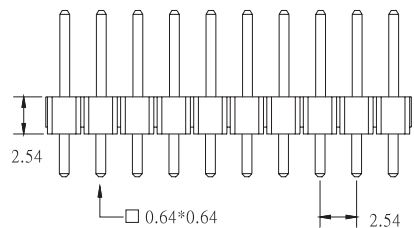


# C15 PIN HEADER SINGLE ROW STRAIGHT

PITCH: 2.54mm



X	2.54*POSITION NO.
Y	2.54*(POSITION. NO.-1)



1. NO. OF CONTACT	2. CONTACT MATERIAL
02 TO 50	A: BRASS B: PHOSPHOR BRONZE
3. CONTACT PLATING	4. INSULATOR COLOR
T: TIN PLATED S: SELECTIVE G: GOLD FLASH A: 5u" INCH GOLD B: 10u" INCH GOLD C: 15u" INCH GOLD D: 30u" INCH GOLD	1. BLACK
5. PIN LENGTH	
E / F / G	

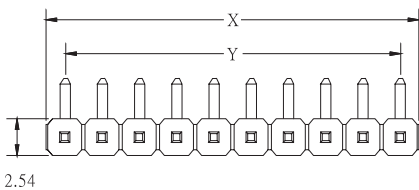
C

## HOW TO ORDER:

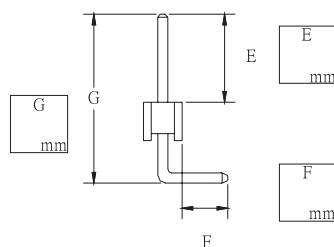
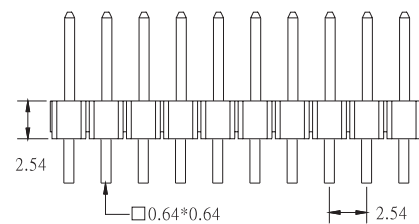
C15 -  -  -  -  -  / E / F / G

# C16 PIN HEADER SINGLE ROW RIGHT ANGLE

PITCH: 2.54mm



X	2.54*POSITION NO.
Y	2.54*(POSITION. NO.-1)



1. NO. OF CONTACT	2. CONTACT MATERIAL
02 TO 50	A: BRASS B: PHOSPHOR BRONZE
3. CONTACT PLATING	4. INSULATOR COLOR
T: TIN PLATED S: SELECTIVE G: GOLD FLASH A: 5u" INCH GOLD B: 10u" INCH GOLD C: 15u" INCH GOLD D: 30u" INCH GOLD	1. BLACK
5. PIN LENGTH	
E / F / G	

## HOW TO ORDER:

C16 -  -  -  -  -  / E / F / G