

C07b HIGH DENSITY SHROUDED HEADER STRAIGHT(1.27mm * 2.54mm)

PITCH:1.27mm

SPECIFICATIONS

Material

Insulator : PBT, glass reinforced, rated UL 94V-0

Contact : Phosphor Bronze

Electrical

Current Rating : 1 Amp

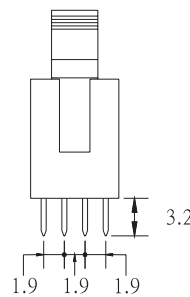
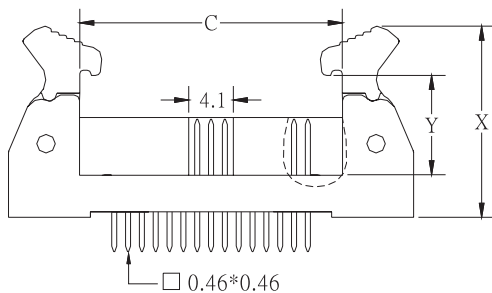
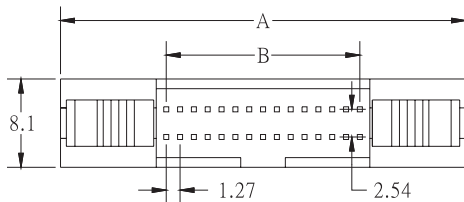

Contact Resistance : 30 mΩ max.

Insulation Resistance : 1000 MΩ min.

Dielectric Withstanding Voltage : 250V AC for 1minute

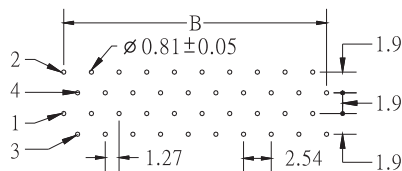
Operating Temperature : -40°C to +105°C

◆ Mating Suggestion : A07a series.

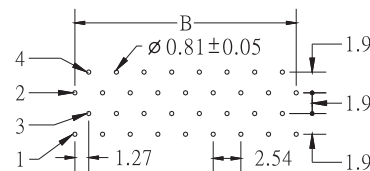


POSITION	A	B	C
10	24.50	5.08	11.46
20	30.85	11.43	17.81
26	34.66	15.24	21.62
30	37.20	17.78	24.16
34	39.74	20.32	26.70
40	43.55	24.13	30.51
50	49.90	30.48	36.86
60	56.25	36.83	43.21
68	61.33	41.91	48.29
70	62.60	43.18	49.56
80	68.95	49.53	55.91
90	75.30	55.88	62.26
100	81.65	62.23	68.61

ACCESSORIES	X	Y
LONG LATCH	19.0	10.65
SHORT LATCH	17.5	8.0



P.C. BOARD LAYOUT FOR
20,40,60,68,80,100



P.C. BOARD LAYOUT FOR
10,26,30,34,50,70,90

HOW TO ORDER:

C07b - 1 - 2 - 3 - 4 - 5

1.NO. OF CONTACT	2.CONTACT MATERIAL	3.CONTACT PLATING	4.ACCESSORIES	5.INSULATOR COLOR
10 20 26 30 34 40 50 60 68 70 80 90 100	B: PHOSPHOR BRONZE	T: TIN PLATED S: SELECTIVE G: GOLD FLASH A: 5u" INCH GOLD B: 10u" INCH GOLD C: 15u" INCH GOLD D: 30u" INCH GOLD	A: LONG LATCH B: SHORT LATCH	1. BLACK