

C01d

SHROUDED HEADER STRAIGHT SMT TYPE

PITCH: 2.54mm

SPECIFICATIONS

Material

Insulator : Nylon 6T, glass reinforced, rated UL 94V-0

Contact : Phosphor Bronze or Brass

Electrical

Current Rating : 2 Amp

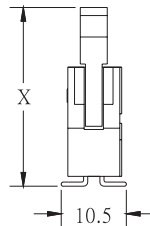
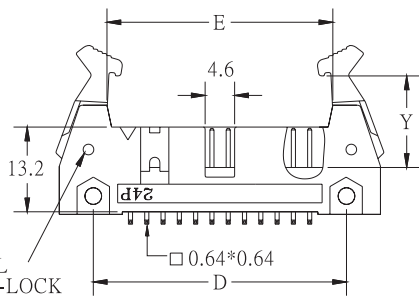
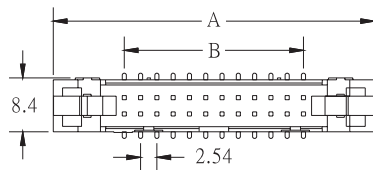

Contact Resistance : 30 mΩ max.

Insulation Resistance : 3000 MΩ min.

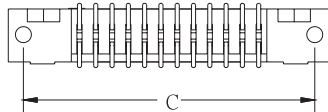
Dielectric Withstanding Voltage : 500V AC for 1minute

Operating Temperature : -40°C to +105°C

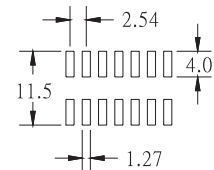
♦ Mating Suggestion : A01, A01a, A03a & A35 series.



POSITION	A	B	C	D	E
10	32.24	10.16	27.52	21.57	18.25
14	37.32	15.24	32.60	26.65	23.33
16	39.86	17.78	35.14	29.19	25.87
20	44.94	22.86	40.22	34.27	30.95
24	50.02	27.94	45.30	39.35	36.03
26	52.56	30.48	47.84	41.89	38.57
30	57.64	35.56	52.92	46.97	43.65
34	62.72	40.64	58.00	52.05	48.73
40	70.34	48.26	65.62	59.67	56.35
44	75.42	53.34	70.70	64.75	61.43
50	83.04	60.96	78.32	72.37	69.05
60	95.74	73.66	91.02	85.07	81.75
64	100.82	78.74	96.10	90.15	86.83



ACCESSORIES	X	Y
LONG LATCH	27.8	14.6
SHORT LATCH	26.2	10.6



RECOMMENDED P.C.B. LAYOUT

HOW TO ORDER:

C01d - 1 - 2 - 3 - 4 - 5

1.NO. OF CONTACT	2.CONTACT MATERIAL	3.CONTACT PLATING	4.ACCESSORIES	5.INSULATOR COLOR
10 14 16 20 24 26 30 34 40 44 50 60 64	A: BRASS B: PHOSPHOR BRONZE	T: TIN PLATED S: SELECTIVE G: GOLD FLASH A: 5u" INCH GOLD B: 10u" INCH GOLD C: 15u" INCH GOLD D: 30u" INCH GOLD	A: LONG LATCH B: SHORT LATCH	1. BLACK